

# Heart and Home Quilters' Guild

www.heartandhomequiltersguild.org

## Kutztown, PA



April 2017

No. 252

### *Message from the President*

Warm winter...cold spring seems to be the weather pattern this year. Unfortunately, we had to cancel the March 15<sup>th</sup> meeting due to the snow storm the day before. Driving conditions would not have been very good for the Wednesday night meeting. Good news is that everyone had a "sew day." Pat took several "sew days" because of the snow storm. National Quilting Day was Saturday the 18<sup>th</sup>. I hope all of you honored that day that was designated to represent all of you.

Diane Hollenbach was able to reschedule Michelle McLaughlin's program for the April 19<sup>th</sup> meeting. Michelle's "Harvest of Quilts" will include a truck show with many quilts for us to see. I am looking forward to her program.

I want to thank Linda Epler for graciously opening her home for the quilting of the fundraising quilt... and for the many volunteers that are quilting. We may have a finished quilt by the April 19<sup>th</sup> meeting.

Many of you have been asking what the capital letters "LOM" represent at the end of the Secretary's minutes. I thought it was "Loss of memory" but Eleanor stated it meant "Length of Meeting." So now we all know.

Just a reminder...the April 19<sup>th</sup> meeting will be back at the church. Everyone have a Happy Easter and safe travels.

God Bless  
Arlan R. Christ



**The First quilt:** The process of quilting shows up in early Egypt and Feudal clothing. No one really knows who used that process the first time but the oldest quilt still around is the *Tristin Quilt* at the Victoria and Albert Museum in London, England

The *Tristan Quilt*, sometimes called the *Tristan and Isolde Quilt* or the *Guicciardini Quilt*, is one of the earliest surviving quilts in the world. Depicting scenes from the story of *Tristan and Isolde*, an influential romance and tragedy, it was made in Sicily during the second half of the 14th century (1360-1400). There are at least two sections of the quilt, one of which is displayed in the Victoria and Albert Museum's Medieval and Renaissance Galleries, and the other in the Bargello in Florence. A third quilt, also depicting Tristan and Isolde, but not thought to be part of the V&A and Bargello examples, is held in private hands. The Tristan Quilts are the only known surviving examples of medieval quilts. Excerpted from Lebanon Quilters Guild March newsletter.



**NEXT MEETING**  
**APRIL 18, 2017**  
**6:00 PM**  
**KUTZTOWN**

### **Refreshments**

April

Virginia Conrad - sweet  
Judy Corl - savory  
Virginia Cusatis - savory  
Tracey Diehl - sweet  
Margo Dufresne - sweet  
Linda Dupler - sweet  
Candace Edwards - savory

May

Linda Epler - sweet  
Kathy Fisher - savory  
Eleanor Follweiler - sweet  
Maribeth Gardilla - savory  
Sara Ginder - sweet  
Gerry Glutz - savory  
Gerry Grabias - sweet



**REMEMBER** some members are diabetic! **IF YOU ARE UNABLE TO ATTEND : Please Call** Louise Rubright 610-488-7557 or [GNL2008@hotmail.com](mailto:GNL2008@hotmail.com) It is your responsibility as a member to help provide the refreshments when it is your turn.

### **Sunshine:**

If you know of a member who is ill or in need of a card from the guild, please contact Linda Hilbert at 610-899-0306 or [rissaroo@ptd.net](mailto:rissaroo@ptd.net)



**WEBSITE ADDRESS.....**

[www.heartandhomequiltersguild.org](http://www.heartandhomequiltersguild.org)

**Childhood Picture due**

by July Meeting

Bring one picture of yourself from any time during your childhood (baby to age 12). Place it in an envelope with your name on the outside and give it to Diane Hollenbach by the July Guild meeting. We will put the pictures up at the August picnic and give everyone a list of members participating and see who can identify the most Guild members correctly. Prizes will be awarded!

**Free Items:**

When anyone brings items that are placed on the windowsill for those to take home, please check to see if they are gone. If not, take them home so that they are not left at the church.

**Reminder:**

It would be helpful at the end of each meeting if everyone would please place their chair back at the table before you leave. Also make sure that all refuse from refreshments is put in the trash.

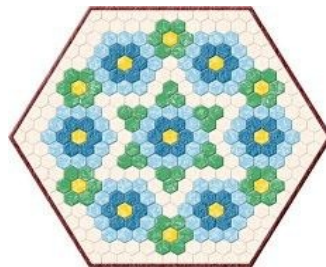
When any chairperson or member needs to speak at a meeting please contact me prior to the night of the meeting. This will help me facilitate a more efficient meeting. Please call Arlan Christ @ 610-756-6768.



**Programs**

**April 19, 2017 A Harvest of Quilts**

Michele McLaughlin and Beth Bacher have agreed to bring their new trunk show developed in 2016 called a Harvest of Quilts to our April meeting. The trunk show contains over 30 heirloom quilts featuring or inspired by nature and gardening. Just as gardeners treasure heirloom seeds, they love sharing their heirloom textiles! Let's celebrate spring's arrival with this beautiful trunk show.



**May 17, 2017 With a Mother's Love"**

Barb Garrett will present a program titled, "With a Mother's Love". She will have a trunk show of doll quilts. From the popularity of her lecture and the quilts themselves, "With a Mother's Love" is now evolving to also become a design and publishing company of the patterns for these quilts. The collection presently includes patterns for thirteen of the quilts used in the presentation. Each pattern reflects quilt-making traditions practiced throughout U.S. history and includes historical information about the specific quilt. As time permits, Barbara will be developing patterns for many of the present quilts and will be creating new quilts and their patterns.

**August Workshop - Thread Painting with Robin Phillips**

August 16th 10am

Cost: \$45 - Practice supplies will be provided.

Supplies needed: sewing machine capable of dropping feed dogs with a hopping or darning foot or free motion foot, fabric panel you would like to enhance with thread, batting, heavyweight cutaway stabilizer, backing, thread to match panel colors. Robin will supply a quilt sandwich to practice techniques before working on your fabric.

A sign up sheet will be passed at the April Meeting. Money due by June Meeting to Diane Hollenbach.

**ReUse and Recycle: How to use up random size pieces of batting**

Created by Marti Mitchell and carried by Denise at IN STITCHES. You can use this tape to secure random pieces of batting together to make whatever size you need. Great for small quilts like DVI. It is not necessary to sew them which makes the process a lot quicker. You just iron it over the two pieces butted together. It can also be used to stabilize bias edges. It works wonderfully and is a permanent bond. It also needles very well. 30 yds \$10







**Fat Quarter Lottery:**

For April Blue print fabrics (for child abuse awareness) of your choice are requested. Bring a piece of 100% cotton that measures 18" x 22" and put your name in for a chance to win all the others.

**Block of the Month:**

The new block for May 2017 is included in this newsletter. For every block that you make you get to put your name in for a chance to win all the others. Some times there are enough to make a quilt..

**April Meet and Greet:**

Linda Dupler and Alta Brobst

**Sit and Stitch**



There will be sit and stitch April 16 at 1:00 at the church.

**August Challenge**

The challenge will be due at the August picnic dinner. The theme is Kitchen. The project must be quilted and identifiable as kitchen. It may be any size. More information will be forth coming.

**St. Joseph's Hospital** is requesting monitor bags approx. 4 1/2"x6". Cut fabric 14" x 5". Fold in half and surge (sew) up the 2 sides. Hem the top 1/2" down, put 27" cut strap into hem 2 1/4" apart and then top stitch in place. **Twill tape for the strap will be provided.**



**Guild Pins:**

The guild has its own specially designed pins. These are available at the meetings for \$5.00. See Doris Schappell membership person.

**Community Service**

**April** - 30 laundry bags for Reading Children's Home. And monitor bags for St. Joseph Hospital.

**July** - Fidget Quilts for Reading Hospital NO button, NO beads, NO metal rings. Yes -ribbons, zippers, yo yos and different textures.. Flannel backing so it won't slide off the lap. Size 12"x12" to 24"x24". Chris Squire will be collecting any texture items for this project.

**November** - Lap Quilts for adults and children given at cancer treatment center at Lehigh Valley Hospital. Baby quilts for Nurse Family Partnership in Reading.

Also collected at each meeting, canceled stamps, Christmas stockings, shampoos, hand lotions etc. and money for our military personnel

Reading Hospital is again asking for abdominal pillows 10" x 27", neck pillows and boppy pillows **Stuffing will be provided. Call Cathy Phillips @ 610-926-1520 for stuffing.**

Berks Women in Crisis is now called SAFE BERKS.

**Directions for laundry bags**

One yard of masculine or solid sturdy fabric (prewashed). Cut off 6" x width of fabric for cord casing. Cut this in half (about 20-22"), hem the short ends, Fold the 30" x 42" fabric in half (30x21) and sew the seam and bottom edge. (This is like a pillow case) Sew the 2 casings to the top. **Cord will be provided by the guild.**

**April 8 - 9**, 2nd Annual Steel City Fiber Festival, Merchants Square Mall, 12th St. Allentown, PA, www.steelcityfiberfestival.com.

Sherry Weist	April 1
Barbara Blatt	April 4
Cindy Bortz	April 5
Elaine Tibbs	April 9
Melinda Novatnak	April 14
Ann Burrows	April 18
Sharon Phillips	April 28



**"Fidget Quilts"**. These are lap size, very tactile, washable quilts in subdued colors that are calming/comforting for Alzheimer patients, nursing home residents, children with ADD and others in similar circumstances. Many examples of these "Fidget Quilts" can be found online on Pinterest. These will be made at the July Community Service night meeting.

**Quilters' Rights**

A quilter has the right to buy quilting supplies that aren't really needed. A quilter has the right to use their fabric without pre-washing it. A quilter has the right to expect that their son will marry a quilter.



## 2017 Mystery Quilt

March – Clue 3

Divide the 93 strip sets into 3 piles of 31 sets. Now grab that extra pile of 31 medium/dark 2 1/2" x 8 1/2" rectangles in baggie B.



Now, you will be chain stitching your sets together. Take the first 2 sets of 31 and place them with right sides together matching a medium/dark and light end. Stitch a 1/4" seam along the edge. Chain stitch all 31 sets. Now, take the third set of 31 and the medium/dark pile of 31 strips from baggie B and place them with right sides together matching a medium/dark and light end. Stitch a 1/4" seam along the edge. Chain stitch all 31 sets. Clip your threads and press all of your strips towards the medium/dark print.



And now, you guessed it. Take the 2 strip sets you just created. Place them with right sides together matching a medium/dark and light end. Stitch a 1/4" seam along the edge. Chain stitch all the strips to make a total of 31 sets. Press the seams towards the medium/dark print.

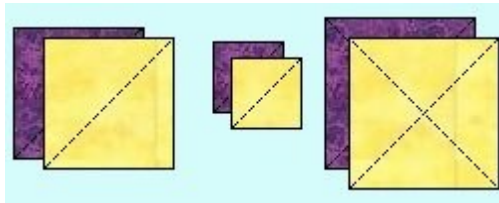





## Snails Trail – May BOTM

Finished Block measures 12"x12" (12 1/2"x12 1/2" unfinished)

Use white on white and Apple red print.



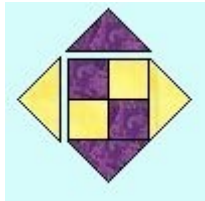
1. From each fabric, cut **one** 7 1/4 inch square and cut each square diagonally **twice** to form 8 quarter-square triangles--four from each color, will use 2 each in step 5. From each fabric, cut one 6 7/8 in square and cut in half diagonally once, will use in step 6. From each fabric, cut one 3 7/8 in square and cut in half diagonally once, will use in step 3.




2. Cut **two** 2 5/8 inch squares from each fabric.



3. Sew the two white and two red squares into a four-patch square for the center using a 1/4-inch seam allowance.



4. Sew the smaller half-square triangles to the sides of the four-patch. Start by sewing the red triangles the sides with a red square to the left of a white square. Sew the white triangles to the opposite sides. Measures 6 1/2 in square.



5. Using the quarter-square triangles, attach them to the block created in step 4 in a similar fashion. Start with the red triangles sewn to the sides with a small red triangle to the left of a small white triangle. Sew the white triangles to the opposite sides. Finally, sew the largest triangles to the block in the same way. Again, start with the red triangles sewn to the the sides with a red triangle to the left of a white triangle. Measures 9 in square.

6. Sew the largest triangles to the block in the same way as previous steps. Block will measure 12 1/2 in square.



OFFICERS:

President  
1st VP/ Membership  
2nd VP/Program  
Treasurer  
Recording Secretary  
Corresponding Secretary  
Past President

Arlan Christ  
Doris Schappell  
Diane Hollenbach  
Linda Epler  
Eleanor Follweiler  
Linda Hilbert  
Pat Christ

*Heart and Home Quilters' Guild meets the third Wednesday evening of the month at 6:30 PM for business, show & tell, social time and a program. Refreshments begin at 6:00 in the Fellowship Hall of St. Paul's United Church of Christ 47-51 South Whiteoak Street, Kutztown, PA 19530  
[www.heartandhomequiltersguild.org](http://www.heartandhomequiltersguild.org)*

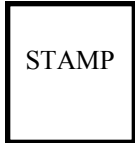
Block of the Month  
Community Service  
Fat Quarter  
Fund Raiser  
Librarian  
Military Collections  
Mystery Challenge  
Newsletter  
Parliamentarian  
Refreshments  
Scrapbook/Historian  
Sour Dough Project  
Take Down  
50/50 Drawing  
Web Site

Lisa McKenrick, Chris Squire  
Cathy Phillips, Tracey Diehl  
Jane Hague  
Karin Lilley & Diane Hollenbach  
Betsy Pienta  
Karen Cleveland & Judy Corl  
Robin Phillips  
Ann Burrows  
Pat Christ  
Louise Rubright  
Melanie Steiner  
Linda Epler  
Jean Ziegler & Joyce Blew  
Sue Wertz  
Colleen Stamm

The Newsletter is published monthly.  
Editor: Ann Burrows  
PO Box 15  
Bowers, PA 19511  
610 682-6565  
E-Mail: [asbbowers@dejazzd.com](mailto:asbbowers@dejazzd.com)  
  
Information for the next issue is due by the Wednesday one week after the monthly meeting.  
Business card size ads are \$4 an issue or \$40/year

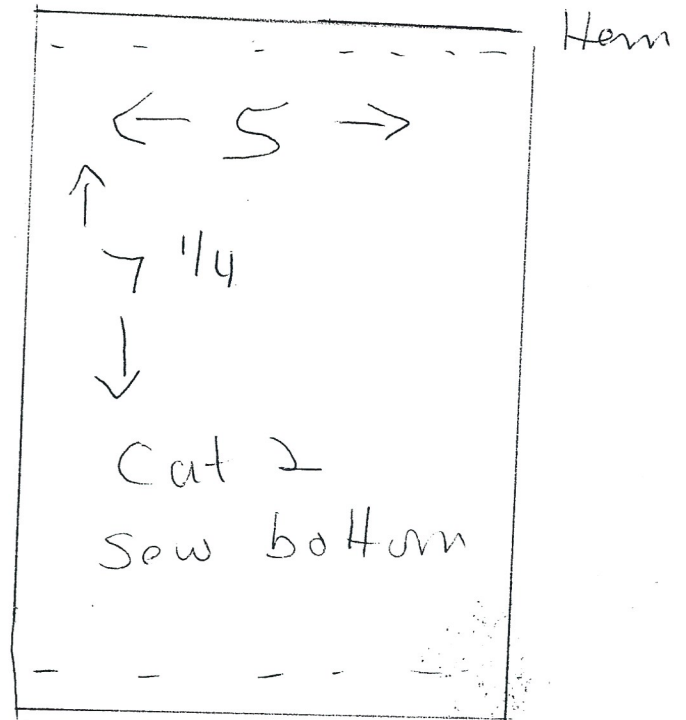
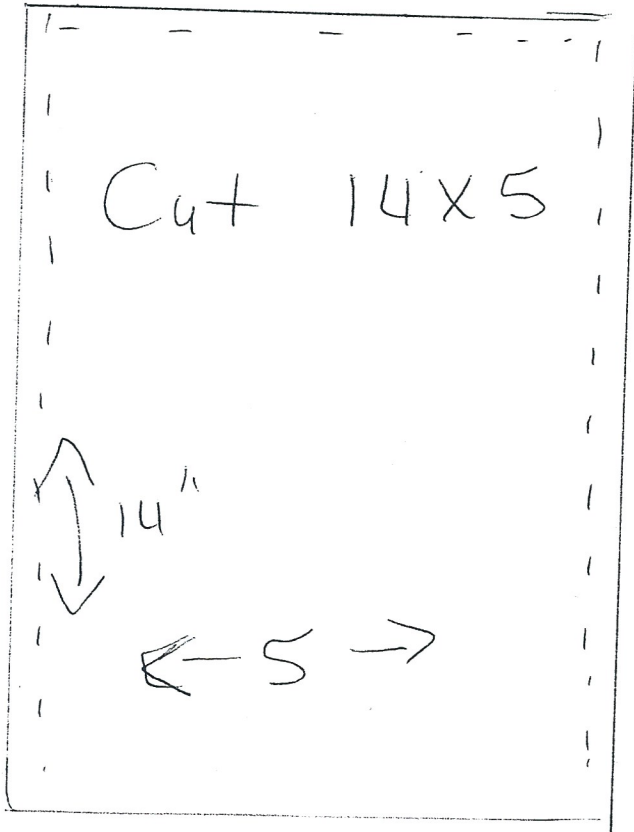
**VISITOR POLICY**  
Guests may attend meetings for a fee of \$3.00 per meeting. This fee may vary according to the program.

Heart and Home Quilters Guild  
PO Box 48  
Kutztown, PA 19530



# Monitor Bags

Hem top of bag  
fold over



One direction fabric

