

# Heart and Home Quilters' Guild

www.heartandhomequiltersguild.org

## Kutztown, PA

March 2016

No. 239



NEXT MEETING  
MARCH 16, 2016

6:00 PM

JANELLE HALL  
BOWERS, PA

### *Message from the President*

I want to thank everyone for making the "Silent Auction" a success. Additional thanks for the many donations...the setup...and the runners that delivered all the winning treasures. It is always a fun evening and raises money for the treasury at the same time.

I was so busy at the meeting that I forgot to wish everyone a Happy Valentine's Day and Presidents' Holiday. Just a reminder that the Sunday before our next meeting is Daylight Savings time and we need to spring forward one hour...don't forget to change your clocks.

Our next meeting is at Janelle Hall on March 16<sup>th</sup>. You do not want to miss the program with Nancy Kerns and her presentation "My Applique Evolution." I want to also remind you of the workshop prior to the meeting at the Maiden Creek Township Building. Pat has the details for those already registered.

Saint Patrick's Day is Thursday, March 17<sup>th</sup>, the day after our guild meeting. I want to have everyone dressed in their best "green" outfit. DRESS TO IMPRESS!! Besides... when would you ever have the chance to wear that special outfit? Let's show our speaker how much fun we have at our meetings.

While I'm looking at the calendar I will also remind you that Good Friday, March 25<sup>th</sup>, and Easter Sunday, March 27<sup>th</sup>, is right around the corner. We should always remember during this special holiday to take the time to worship and reflect in our Faith, our Family and our Friends. Time spent with God, Family and Friends is time well spent.

Arlan R. Christ

When any chairperson or member needs to speak at a meeting please contact me prior to the night of the meeting. This will help me facilitate a more efficient meeting.

Please call Arlan Christ @ 610-756-6768.

National Quilting Day March 19



### *Refreshments*

March

Shirley Waidelich  
Sherry Weist  
Sue Wertz  
Carole Whaling  
Jean Ziegler  
Melissa Aiman  
June Allen

April

Trudy Beidler  
Barbara Blatt  
Joyce Blew  
Carol Bogansky  
Cindy Bortz  
Alta Brobst  
Fay Butz



REMEMBER some members are diabetic! **IF YOU ARE UNABLE TO ATTEND : Please Call Sharon Phillips 610- 562-5364** It is your responsibility as a member to help provide the refreshments when it is your turn.

### *Sunshine:*

If you know of a member who is ill or in need of a card from the guild, please contact Joyce Blew = 610-562-0130 or [blewzoo@comcast.net](mailto:blewzoo@comcast.net)




## NEW WEBSITE ADDRESS.....

[www.heartandhomequiltersguild.org](http://www.heartandhomequiltersguild.org)

### Cook Books

The cook books are available to purchase at the meetings at a cost of \$10.00.




### Bad Weather and Cancellation

It has been the policy in the event of bad weather that YOU, each member call one of the officers to find out if there is a meeting. With so many having e-mail, a message will be sent to those whose addresses the guild has. The phone numbers are:

Pat Christ	610-756-6768
Gerry Glutz	610-689-5748
Betsy Pienta	610-845-3349
Diane Hollenbach	610-926-0210
Joyce Blew	610-562-0130
Arlan Christ	610-756-6768
Sandy Cullin	610-682-7833



**March 13, 2016**



## Programs

**March 16, 2016 "My Applique Evolution."**  
Nancy Kerns at Janelle Hall

Nancy Kerns will be providing a lecture entitled "My Applique Evolution." Nancy began sewing as a young girl and her first effort at quilting was during college when she attempted making a biscuit quilt. She is best known for her "Mary Simon Rediscovered" quilt, which won the "Founders Award" in Houston 2010 and the best Hand Workmanship Award in Lancaster AQS in 2011. Nancy will share some of her work and discuss her evolution from her first quilt in 1977 to her most recent. Some of the topics she will be sharing will be techniques, favorite designers and materials used. Please join us for some delightful "eye candy."

Nancy will demonstrate applique techniques for sharp points, smooth curves and stems plus dimensional blackberries and flowers. She will also cover the use of overlay for pattern placement, the use of a pattern window and off-block unit applique (used to construct the bird.)

Date: March 16, 2016

Location: Maiden creek Township Building

Cost: \$40.00 for workshop...plus....\$10.00 (for pattern & supplies)

Time: 9:00 – 3:30 (includes ½ hour for lunch)

***I only have 4 spaces remaining...if you have not signed up...please contact me as soon as possible for the opportunity to experience this outstanding workshop. Nancy has requested two weeks prior to the workshop to prepare the supply packets...time is ticking!!***

**\$50.00 should be made payable to Heart & Home Quilters Guild and sent to Pat Christ, 417 Nursery Rd, Kempton, PA 19529...a supply list will be provided after receipt of payment.**

Pat Christ

[sewbird48@hotmail.com](mailto:sewbird48@hotmail.com)

(610) 756-6768

### Possibility of April 2016 Workshop with Teresa Fusco

Teresa Fusco has contacted me and would like to offer a workshop to our guild members on April 20<sup>th</sup>. I am drawn to the Tapestry Bargello...but there are certainly other workshops available....check her website [www.teresasquiltstudio.com](http://www.teresasquiltstudio.com) I will see if there is an interest at our next membership meeting...if so...we will move forward.

#### **TAPESTRY BARGELLO by Teresa Fusco:**

One of the most popular and beautiful pieced quilts of today, the Tapestry Bargello quilt is designed by you using rectangles sewn into peaks and valleys of gradual color changes. Unlike the Bargello which is all mathematical. This technique has its roots in embroidered needlework, not fabric. It can be traced back over 500 years to Europe where some preserved pieces can still be found in museums. Don't let this description fool you, it is different than the Bargello class.

One day class

**April 20, 2016**

**Teresa Fusco**

**"A Quilters Journey – 50 and Over – Better than Ever"**

Teresa Fusco is an outgoing artist who has a passion for quilting and creating. She was born and raised in Long Island, New York and has traveled and taught along the east coast and Canada. Her enthusiasm for the art of quilting and her dynamic personality are contagious and brings a sense of positive energy.

### Applique Workshop with Nancy Kerns "Blackberries & Bullfinch"





**Fat Quarter Lottery:**

For March blue and yellow print fabrics of your choice are requested. Bring a piece of 100% cotton that measures 18" x 22" and put your name in for a chance to win all the others. Linda Dupler and Lisa McKenrick won the fat quarters.

**Block of the Month:**

The new block for April 2016 is included in this newsletter. For every block that you make you get to put your name in for a chance to win all the others. Some times there are enough to make a quilt. Linda Dupler won 30 blocks with Angie Miller winning the fat quarter.

**50/50 Drawing:** Marianne Wagner

Please bring \$1.00 bills, as it is hard to make change with large bills.

**March Meet and Greet:**

Diane Hollenbach and Karen Cleveland

**Sour Dough**

Make sure that the Sour Dough bags get passed along to the next name on the list. Some bags should be done by now.

- |   |                        |
|---|------------------------|
| <b>Walnut Caramel Bars</b>  | <b>Melanie Steiner</b> |
| 2 cups unsifted flour   |                        |
| ½ cup confectioners' sugar  |                        |
| 1 cup cold margarine or butter  |                        |
| 1 (14 oz.) can Eagle Brand Sweetened Condensed Milk (NOT evaporated milk) |                        |
| ½ cup whipping cream, unwhipped   |                        |
| 1 tsp. vanilla extract  |                        |
| 1 ½ cups chopped walnuts  |                        |
| Chocolate drizzle   |                        |

Preheat oven to 350 degrees. In medium bowl, combine flour and sugar, cut in margarine until crumbly. Press firmly on the bottom of a 13 x 9 inch baking pan. Bake 15 minutes or until lightly browned around edges. Meanwhile in a heavy sauce pan, combine Eagle Brand, cream and vanilla. Over medium-high heat, cook and stir until mixture comes to a boil. Reduce heat to medium: cook and stir until mixture thickens, 8 to 10 minutes. Stir in walnuts. Spread evenly over prepared crust. Bake 20 minutes or until golden brown. Cool. Garnish with Chocolate drizzle. Chill. Cut into bars. Store at room temperature.

**Community Service**

Collected at the February meeting were 106 eye glass cases and one lap quilt = Lehigh Valley Hospital

**March** - 20-25 14" pillows & 20-30 laundry bags for Reading Children's Home.

**July** - Angel gowns to be sewn at the meeting. Reading Hospital requested that these be made to be given to the families of babies who pass away at the hospital. 60 of different sizes are needed. Reading Hospital will supply the necessary materials.

**November** - Lap Quilts for adults and children given at cancer treatment center at Lehigh Valley Hospital. Baby quilts for Nurse Family Partnership in Reading.

Also collected were canceled stamps, Christmas stockings, shampoos, hand lotions etc. and money for our military personnel.

**Directions for laundry bags**

One yard of masculine or solid sturdy fabric (prewashed). Cut off 6" x width of fabric for cord casing. Cut this in half (about 20-22"), hem the short ends, Fold the 30" x 42" fabric in half (30x21) and sew the seam and bottom edge. (This is like a pillow case) Sew the 2 casings to the top. Cord will be provided by the guild.

**Fund Raiser**

At the guild meeting last week Karin Lilley talked about donations from the members of wall hangings and crib and throws that as a guild we may enter in the Folk Festival because we will be entering a bed size quilt. Attached is the information regarding this. Please consider a contribution from you.

All fabrics must be machine washed before making the item. **Karin needs to know of any items that will be entered by the March meeting.** The piece does not have to be finished until the beginning of June.

- |                  |          |
|------------------|----------|
| Alata Brobst     | March 3  |
| Margo Dufresne   | March 4  |
| Karen Hoshour    | March 7  |
| Marlene Heffner  | March 17 |
| Diane Hollenbach | March 20 |
| Sue Hensel       | March 24 |
| Sylvia Scharff   | March 25 |
| Trudy Beidler    | March 29 |

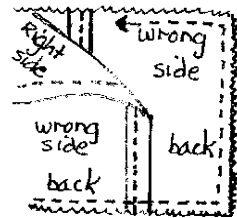
**Library News**

"Think Spring!" – books with flower-related quilts/projects will be available for borrowing. Also, if you want anything on a particular subject, check out the website or just let me know - Betsy Pienta @ pientab@windstream.net 610-845-3349.

**ENVELOPE STYLE PILLOW CLOSING**

Directions for 14" pillow  
PRE WASH ALL FABRIC

- Cut:
  - 1 - 15" square of fabric
  - 2 - 11" x 15" rectangles of same fabric.
- Press under 1/4" along 15" (side of 11"x15" piece, then press under 3/4" for double-fold hem on each center edge of pillow back pieces.
- Top-stitch along 1/4" fold to keep hem in place.
- With right sides together, pin pillow front to back with raw edges even and hemmed edges over lapping in center.
- Stitch 1/2" seam around the perimeter of the pillow. Stitch again for strength.
- Turn right side out and insert pillow form.





## Heart and Home Quilters' Guild Business Meeting 17 February 2016

Arlan Christ called the meeting to order at 6:35 p.m. with the pledge to the flag.

Sandy Cullin installed new president for 2016 – Arlan Christ.

Attendance (Doris Schappell): 57 members were present (no new members and no guests this month).

Treasurer's Report (Diane Hollenbach): The Treasurer's Report was accepted as correct and filed for future audit. The summary of the Treasurer's Report for January is included: Account balances were \$3,067.63 in the checking and \$8,807.98 in the savings for a total of \$11,875.61

Recording Secretary (Betsy Pienta): Minutes from January meeting were accepted. Motion was made by Ann Thompson and seconded by Jane Hague and accepted by the membership.

Corresponding Secretary: Joyce Blew reported that she sent out a get well card to Ann Burrows for her outpatient surgery as well as a sympathy card and flowers to Karen Hoshour on the passing of her mother. A thank you card was received from Karen Hoshour.

Library (Betsy Pienta): Some books on assorted subjects were available on the stage floor.

Newsletter (Ann Burrows) – Please email items for the newsletter to Ann Burrows by Wednesday, 24 February.

Community Service (Cathy Phillips, Tracy Diehl) (Karen Hoshour – military initiatives). Cathy passed around sign-up sheets for pillows and laundry bags for the Children's Home (due at March meeting). Fabric and cording was available for the laundry bags. Eyeglass cases are still being collected (Ann Burrows). At the July meeting we will work on flannel baby gowns (angel gowns) requested by the Reading Hospital. They will supply fabric, thread, and pattern. They have no need for more chemo hats at present. In November we will collect adult and children's quilts (approx.. 40" x 60") for the Lehigh Valley Hospital and baby quilts for the Nurse/Family Partnership.

Challenges (Robin Phillips): no report.

Sourdough (Gerry Glutz): Gerry handed out a new Sourdough: "Irish Chain" block. Melinda Novatnak had a drawing for a finished Sourdough – won by Cindy Bortz.

Programs (Pat Christ): Pat Christ reported

March (meeting is at Janelle's): Nancy Kerns will present "Evolution of Applique". A workshop, "Overlay" applique technique, is scheduled before the meeting at Maidencreek Township Building – "Blackberries & Bullfinch". A few openings are still available, contact Pat. Cost is \$40 and supply kit is available for \$10.

Fundraising (Diane Hollenbach): No report.

### **Old Business**

Festival Quilt (Karin Lilley): Quilt top is finished. Cathy Phillips will be quilting it and it should be finished by the next meeting. Karin reminded members of April 1 deadline for other items to be submitted for the festival.

### **New Business**

Several members requested that the recipe for the caramel shortbread dessert from this meeting's refreshment table be included in the next newsletter.

Cathy Phillips suggested members make their donations for next year's Chinese Auction simpler and more "encouraging". Arlan mentioned that members felt making tickets available at the meeting before the Auction would be more efficient (members could fill out tickets at home before the meeting).

Sharon Phillips announced her church was selling Easter candy. Order forms are available from her.

Ladyfingers Sewing Studio is holding a "Sew for the Animals" event on Saturday, 20 February. They will be making kennel beds for the Animal Rescue League. Call store for details.

"The Quilt & Sewing Fest of New Jersey is being held 3-6 March at the Garden State Exhibit Center.

A FibreWorks Gathering with a speaker/luncheon will be held on Saturday, February 27, 2016 at the Swatara Church of God, Harrisburg, PA. Check the FibreWorks Resource Center facebook page for details.

Karin Lilley announced her church is having a Quilt Show on April 23. She will have details at the March meeting.

50/50 Winner (Sue Wertz): Marianne Wagner won the \$37.50.

Fat Quarter Bundles (Louise Rubright): There were 2 packs of "valentine" fat quarters distributed. Winners were Linda Dupler and Lisa McKenrick.

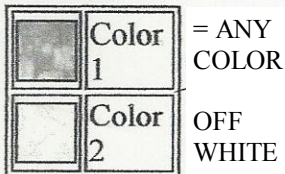
Block of the Month (Sandy Cullin & Karin Lilley): Karin distributed 30 blocks to Linda Dupler. Angie Miller won the fat quarter. March's "Squares Upon Squares" block was displayed and black fabric was distributed. Check the February newsletter for details.

A motion was made by Melinda Novatnak, seconded by Gerry Glutz, and passed by the membership to adjourn the business meeting at 7:16 p.m.

Betsy Pienta, Recording Secretary


# APRIL BOTM

## INDIAN HATCHET



Color one will be 16 different colors

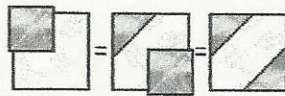
The whole Indian Hatchet Block is actually 1/16th of the image you see at right! That makes it a 4" block really...but I am going to suggest making it in 16" segments....o)



As is true with many many patterns, there are at least three versions called Indian Hatchet. This is the one I am most familiar with!


### \*\* Preparing the Pieces and Sewing the Block \*\*

Color 1 needs:  
two 2 1/2" squares of each calico to be used =16 colors



For each block of a quilt, you will need to follow this same procedure! Place a calico small square, right sides together lined up with the top left of a Color 2 4 1/2" square. Mark the diagonal on the back of the small square, and sew on this marked line. Repeat with another small calico square of the same color on the lower right corner. Cut off the excess seam allowances and press the remainder towards the center stripe...

Color 2 needs:  
one 4 1/2" square per block you will be making



Sew sixteen units together to make each 16" block needed, and THAT'S all there is to it!

## USE UP YOUR SCRAPS

This quilt would be roughly 66" x 82"...it's 16 squares by 20 squares, with a 1" border all around. This makes so striking a quilt, especially with the crosshatches stippled down!

OFFICERS:

President  
1st VP/ Membership  
2nd VP/Program  
Treasurer  
Recording Secretary  
Corresponding Secretary  
Past President

Arlan Christ  
Doris Schappell  
Pat Christ  
Diane Hollenbach  
Betsy Pienta  
Joyce Blew  
Pat Christ

Block of the Month  
Community Service  
Fat Quarter  
Fund Raiser  
Librarian  
Military Collections  
Mystery Challenge  
Newsletter  
Parliamentarian  
Refreshments  
Scrapbook/Historian  
Sour Dough Project  
Take Down  
50/50 Drawing

Sandy Cullin & Karin Lilley  
Cathy Phillips, Tracey Diehl  
Louise Rubright  
Karin Lilley & Diane Hollenbach  
Betsy Pienta  
Karen Hoshour  
Robin Phillips  
Ann Burrows  
Pat Christ  
Sharon Phillips  
Pat Christ  
Gerry Glutz  
Jean Ziegler & Joyce Blew  
Sue Wertz

*Heart and Home Quilters' Guild meets the third Wednesday evening of the month at 6:30 PM for business, show & tell, social time and a program. Refreshments begin at 6:00 in the Fellowship Hall of St. Paul's United Church of Christ 47-51 South Whiteoak Street, Kutztown, PA 19530*

The Newsletter is published monthly.  
Editor: Ann Burrows  
PO Box 15  
Bowers, PA 19511  
610 682-6565  
E-Mail: [asbbowers@dejazzd.com](mailto:asbbowers@dejazzd.com)  
  
Information for the next issue is due by the Wednesday one week after the monthly meeting.  
Business card size ads are \$4 an issue or \$40/year

**VISITOR POLICY**  
Guests may attend meetings for a fee of \$3.00 per meeting. This fee may vary according to the program.

Heart and Home Quilters Guild  
PO Box 48  
Kutztown, PA 19530

STAMP





# SHOW AND TELL



Doris Schappell



Melanie Steiner



Melinda Novatnak



Virginia Conrad



Peggy Schaad



Sara Ginder



Karin Lilley



The guild is able to enter up to 20 wall hangings, 5 crib quilts and 3 lap quilts because we are entering a bed size quilt. Below are the rules for entry of the items. Please let Karin Lilley know by the March meeting if you will be donating a quilted piece. This is a good fund raiser opportunity for the guild.

**All Quilters must submit one Bed Sized Quilt in order to submit Wall Hangings, Throws or Cribs.**

**QUILT STYLE, CATEGORIES & REQUIREMENTS:** Quilts will be made from new, 100% cotton fabrics. Only those that are acceptable in color, workmanship, cleanliness and salability will be accepted.

QUILTS WILL BE DISPLAYED IN THE FOLLOWING STYLES:

PIECED PATCH, APPLIQUE, COMBINATION (PIECED AND APPLIQUE), ALL QUILTED

**SIZES:** With the exception of wall hangings, minimum sizes are approximate and should be considered a guideline for pricing.

<u>CATEGORY</u>	<u>Minimum Size</u>	<u>Min. Quilters</u> <u>Asking Price</u>	<u>Handling Fee*</u> <u>+ Sales Tax</u>	<u>Number Accepted</u>
CRIB	36" X 36"	\$100	ADDED AT REGISTRATION	MAX 5
WALL HANGING	24" X 24" MINIMUM	\$50	"	MAX 20
THROW	45" X 60"	\$100	"	MAX 3

<u>CATEGORY</u>	<u>Minimum Size</u>	<u>Max. Quilters</u> <u>Asking Price</u>	<u>Handling Fee*</u> <u>+ Sales Tax</u>	<u>Number Accepted</u>
TWIN	70" X 90"	\$800	ADDED AT REGISTRATION	NO LIMIT - NO 2 ALIKE IN PATTERN OR FABRIC
FULL	80" X 96"	\$800	"	"
QUEEN	90" X 108"	\$950**	"	"
KING	108' X 108'	\$1100**	"	"

\*Quilts priced up to \$160 will have a handling fee of \$40 added. Higher priced quilts will have a 25% handling fee added. PA Sales Tax is 6%.

\*\*Festival Management has prerogative to allow higher prices for exceptional quilts. All decisions by management are final.



The guild is able to enter up to 20 wall hangings, 5 crib quilts and 3 lap quilts because we are entering a bed size quilt. Below are the rules for entry of the items. Please let Karin Lilley know by the March meeting if you will be donating a quilted piece. This is a good fund raiser opportunity for the guild.

#### **RULES:**

- Review included chart for sizes and styles of quilts.
- It is expected that all quilts submitted to the *Kutztown Festival Quilt Sale and Competition* will be substantially the work of the person submitting the quilt. That person will have a significant role in the selection, design, piecing and completion of the quilt.
- All fabrics should be pre-washed. All fabrics release dye and shrink at different rates. Pre-washed quilts sell better. Avoid complaints and returns because of damage. All fabrics will be 100% COTTON. Polycottons are not acceptable.
- Batting: polyester, cotton and other suitable, new batting will be accepted and should be noted at registration.
- Binding should be made from bias cut fabrics that coordinate with the body of the quilt. Mitered corners are preferred. Tops or backings wrapped as an edging will not be accepted.
- Hanging sleeves on wall hangings: Hanging sleeves must be a separate fabric constructed as a tube, minimum width 2" wide (to allow for a pole), long enough to cover the width of the wall hanging. Tab tops and binding that are folded down will not be accepted.
- Clean quilts: Quilts with spots, stains, fuzz and threads trapped in batting and other damages will not be accepted. The Festival staff will inspect each quilt at registration and have the right to reject a quilt that is defective. Quilts cannot be cleaned and returned at a later time.
- Measuring: Quilts should be spread flat and measured for width and length. Scalloped quilts will be measured between the two shortest points.
- Labels: Pinned to each quilt submitted will be a label with the following information: Quilter's price, width and length and the title of the quilt
- Hand quilting and machine quilting will both be accepted. It is expected that machine quilting will show an artistic contribution to the body of the quilt
- Signing quilts: It is the policy of the festival that quilts will not exhibit the name and location of the quilter. Signed quilts will not be accepted. Initials and dates of completion will be accepted.

#### **NOT ACCEPTABLE:**

- Block of the month (shop & commercial), Kits, pre-printed quilt fabric (cheaters), painted designs and poly/cotton and flannel fabrics (except on the back of crib quilts). Markings on cross-stitch quilts must be removed. Table toppers and runners will not be accepted (see size chart)
- Pre-packaged bindings will not be accepted. Bindings must coordinate with the body of the quilt; mitered corners are preferred.